

TFL SERIES: PTFE L-SHAPED HEATERS

MODEL TFL12

QUICK SPECIFICATIONS		CUSTOMIZABLE FEATURES
WATTAGES:	2,000 - 18,000 Watts	The following are configurable based on application requirements: <ul style="list-style-type: none"> • Wattage, Voltage, Phase • Immersion Length • Cold Length • Conduit Length • Element Sheath Material
VOLTAGES:	120 - 600 Volts	
PHASE:	1 & 3 Phase	
TEMP RANGE:	UL/CSA Listed Version: Suitable in Solutions up to 212 ° F	
WATT DENSITY:	10 Watts / in² Standard	
Built in polypropylene guards available, add "-G" to end of part number for guard configuration. For custom configurations or additional options, please consult factory.		

3 ft conduit, 4 ft lead wires standard.

Fully Grounded. Prevents electrical shock hazard.

Thermal protection standard. Resettable or replaceable thermal protectors available (see guide).


Vapor resistant, flame retardant polypropylene terminal enclosure.

American made, thick wall Fluoropolymer (PTFE) covering has excellent resistance to aggressive acids.

All wetted surfaces Fluoropolymer.

FOR VERTICAL INSTALLATION ONLY

Element immersion length and cold length customizable.

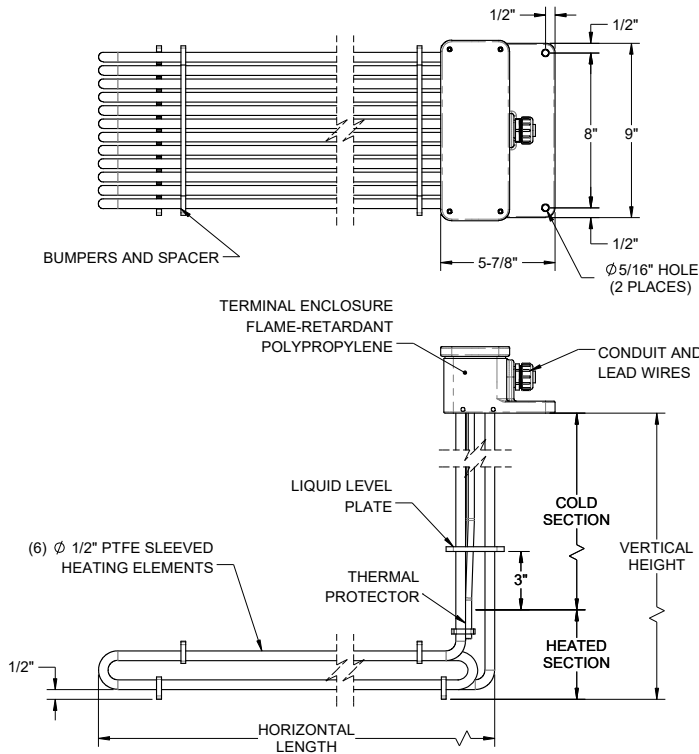


HEATMAX HEATERS

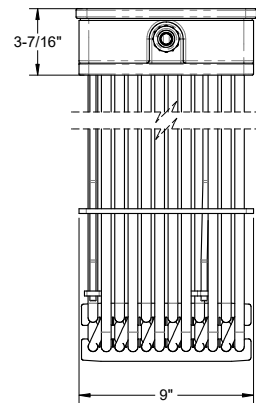
PART NUMBER	SPECIFICATIONS				
	Volts (3-PH)	Watts	Vertical Length	Max Vertical Length	Horizontal Length
TFL12-6-2E8R18-T*	240	2,000	18"	107"	8"
TFL12-6-2M8R18-T*	480				
TFL12-6-3E9R18-T*	240	3,000		105"	9"
TFL12-6-3M9R18-T*	480				
TFL12-6-4E11R18-T*	240	4,000		96"	11"
TFL12-6-4M11R18-T*	480				
TFL12-6-5E14R18-T*	240	5,000		95"	14"
TFL12-6-5M14R18-T*	480				
TFL12-6-6E15R18-T*	240	6,000		93"	15"
TFL12-6-6M15R18-T*	480				
TFL12-6-7E18R18-T*	240	7,000		87"	18"
TFL12-6-7M18R18-T*	480				
TFL12-6-8E20R18-T*	240	8,000		82"	20"
TFL12-6-8M20R18-T*	480				
TFL12-6-9E24R18-T*	240	9,000		74"	24"
TFL12-6-9M24R18-T*	480				
TFL12-6-10E25R18-T*	240	10,000		72"	25"
TFL12-6-10M25R18-T*	480				
TFL12-6-12E30R18-T*	240	12,000		62"	30"
TFL12-6-12M30R18-T*	480				
TFL12-6-14E35R18-T*	240	14,000	52"	35"	
TFL12-6-14M35R18-T*	480				
TFL12-6-16E40R18-T*	240	16,000	42"	40"	
TFL12-6-16M40R18-T*	480				
TFL12-6-18E42R18-T*	240	18,000	38"	42"	
TFL12-6-18M42R18-T*	480				

*Thermal protector options and part numbers can be found in the tables below.

REFERENCE DIMENSIONS



Thermal Protector Guide		
TYPE	MODEL NUMBER	TEMP RANGE
Replaceable Thermal Protectors	T1	Up to 180°F
	T4	Up to 230°F
Resettable Thermal Protectors	T2	Up to 180°F
	T6	Up to 230°F



ORDERING AND CONTACT INFO

FOR ORDERS, PLEASE CONTACT YOUR LOCAL METAL FINISHING EQUIPMENT SUPPLIER.
FOR MORE INFO ON OUR PRODUCTS SEE OUR WEBSITE AT WWW.HEATMAXHEATERS.COM